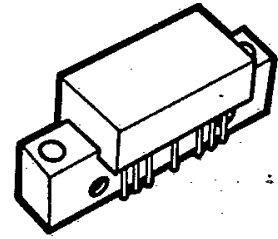


*CA2201, CA2101

CATV Amplifier Pair

- 300 MHz
- 17 dB Gain
- 7.5/7.0 dB Noise Figure
- Low Distortion
- All Gold Metallization



CA2201, CA2101

Electrical Characteristics for 75Ω Systems (T_{case} = 25°C, V_{cc} = 24V)

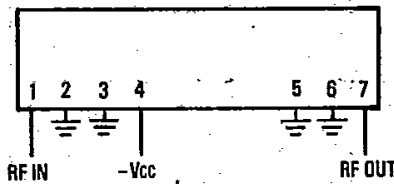
Symbol	Characteristics	Test Conditions	CA2201	CA2101
Gain	Gain	50 MHz	17.1±0.5 dB	17.1±0.5 dB
B.W.	Frequency Response	40-300 MHz	±0.1 dB	±0.1 dB
S.C.E.	Slope Cable Equivalent	40-300 MHz	0 to +1.0 dB	0 to +1.0 dB
X-Mod	Cross Modulation 35 Channels Flat @ 46 dBmV	CH 2	-65 dB	-61 dB
S.O.	Second Order Beat @ 50 dBmV	CH 2, 13, R	-71 dB	-69 dB
C.T.B.	Composite Triple Beat 35 Channels Flat @ 46 dBmV	CH W	-66 dB	-61 dB
N.F.	Noise Figure	CH W	7.5 dB	7.0 dB
R.L.	Return Loss Input/Output	40-300 MHz	18 dB	18 dB
P. Req.	Power Requirement	24V	210 mA (Typ.)	170 mA (Typ.)

*CA3270 Recommended for new designs.

Absolute Maximum Ratings

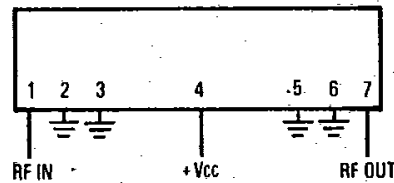
Symbol	Characteristics	CA2201	CA2101
V _{cc}	Supply Voltage	28V	28V
P _{IN}	RF Power Input	+65 dBmV	+65 dBmV
T _{st}	Storage Temperature	-40°C to +100°C	-40°C to +100°C
T _{op}	Operating Temperature	-20°C to +100°C	-20°C to +100°C

Pin Configuration



CA2201R, CA2101R

Pin Configuration



CA2201, CA2101